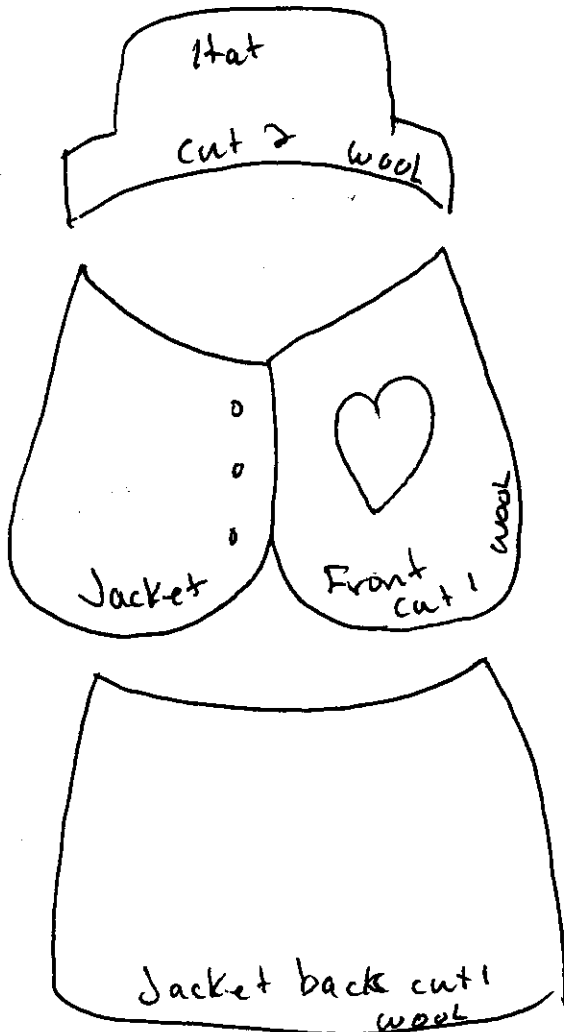
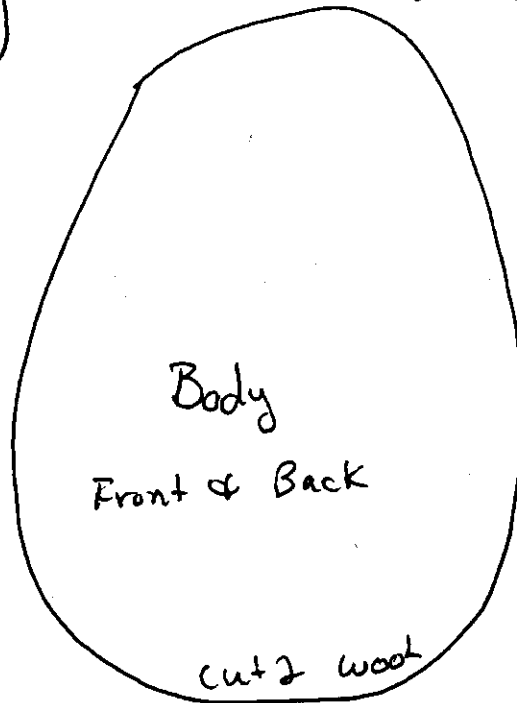
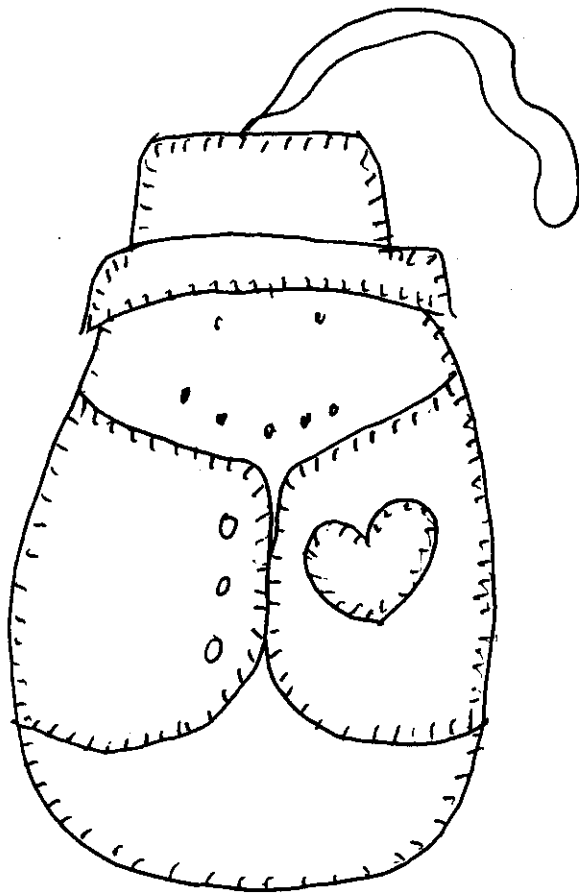


Snowman Ornament © 2006

Original by Jenny Schlotz

Jenny Penny Designs



Shoveling the snow:

- 1- Cut 2 bodies
- 2- Cut 2 hats
- 3- Cut 1 front & 1 back jacket
- 4- Cut 1 heart

Building the Snowman:

- 1- Blanket stitch front jacket to body
- 2- Attach heart to right side jacket front
- 3- Blanket stitch back jacket to body
- 4- Blanket stitch hat brim to front & back body-leaving open rest of hat
- 5- Put front & back body together right sides out
- 6- Pin hanger to inside top middle of hat
- 7- Blanket stitch around entire Snowman!
- 8- You Are Done!